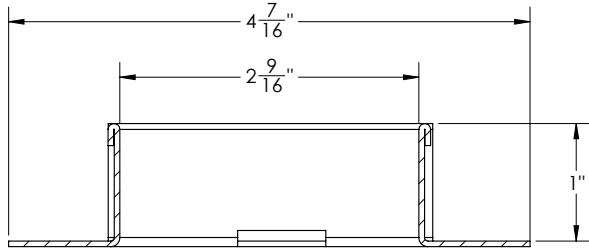


CCH Specifications

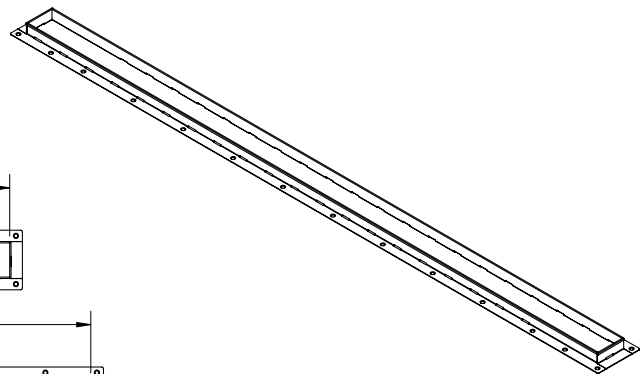
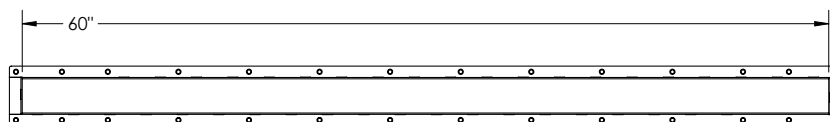
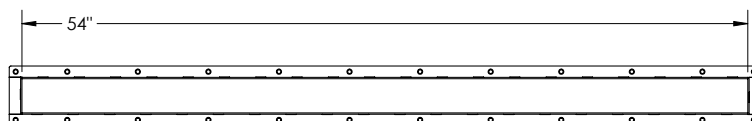
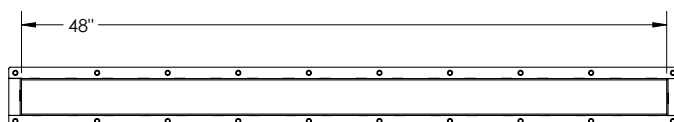
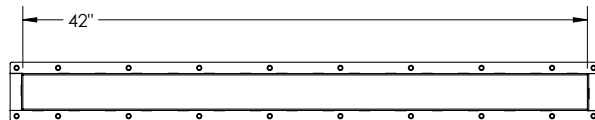
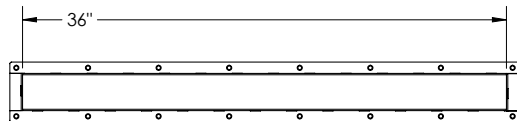
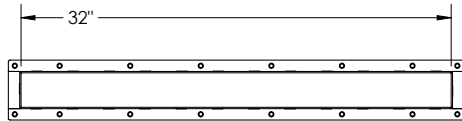
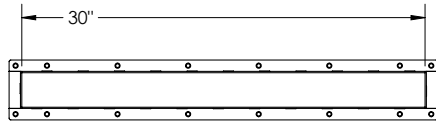
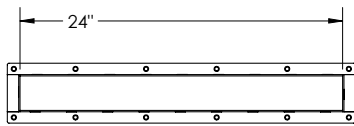


Clamping Collar 1":

- Clamping collar for UC channel
- 16 gauge 304L stainless steel

Models (overall dimensions):

- CCH 24: 25 7/8" L x 4 7/16" W x 1" H
- CCH 30: 31 7/8" L x 4 7/16" W x 1" H
- CCH 32: 33 7/8" L x 4 7/16" W x 1" H
- CCH 36: 37 7/8" L x 4 7/16" W x 1" H
- CCH 42: 43 7/8" L x 4 7/16" W x 1" H
- CCH 48: 49 7/8" L x 4 7/16" W x 1" H
- CCH 54: 55 7/8" L x 4 7/16" W x 1" H
- CCH 60: 61 7/8" L x 4 7/16" W x 1" H



Infinity Drain
 145 Dixon Avenue
 Amityville, NY 11701
 Phone: 516.767.6786
 Fax: 516.740.3066
 www.infinitydrain.com



NOTE: Installer must verify all rough-in dimensions prior to installation and consult local and national codes. Conformity and compliance to local and national codes are the responsibility of the installer.