



**Features**

- Alcove installation
- 18" apron
- Vikrell material
- Left drain
- Pivot snap-together modular design
- Tile look
- No caulk required
- Molded-in shelves
- Aging in Place backerboards

**Recommended Products/Accessories**

- 71157103 ADA Adaptable Grab Bar Kit
- 1095008 Plastic Seat

**Included Components**

- Product consists of:
- 71154106 60" x 32" Bath/Shower Wall Set with Backer Boards
  - 71151110 60" x 32" Bath



**Codes/Standards**



- CSA B45.5/IAPMO Z124
- ASTM E162
- ASTM E662
- Greenguard UL 2818 - Gold
- HUD, UM Bulletin 73

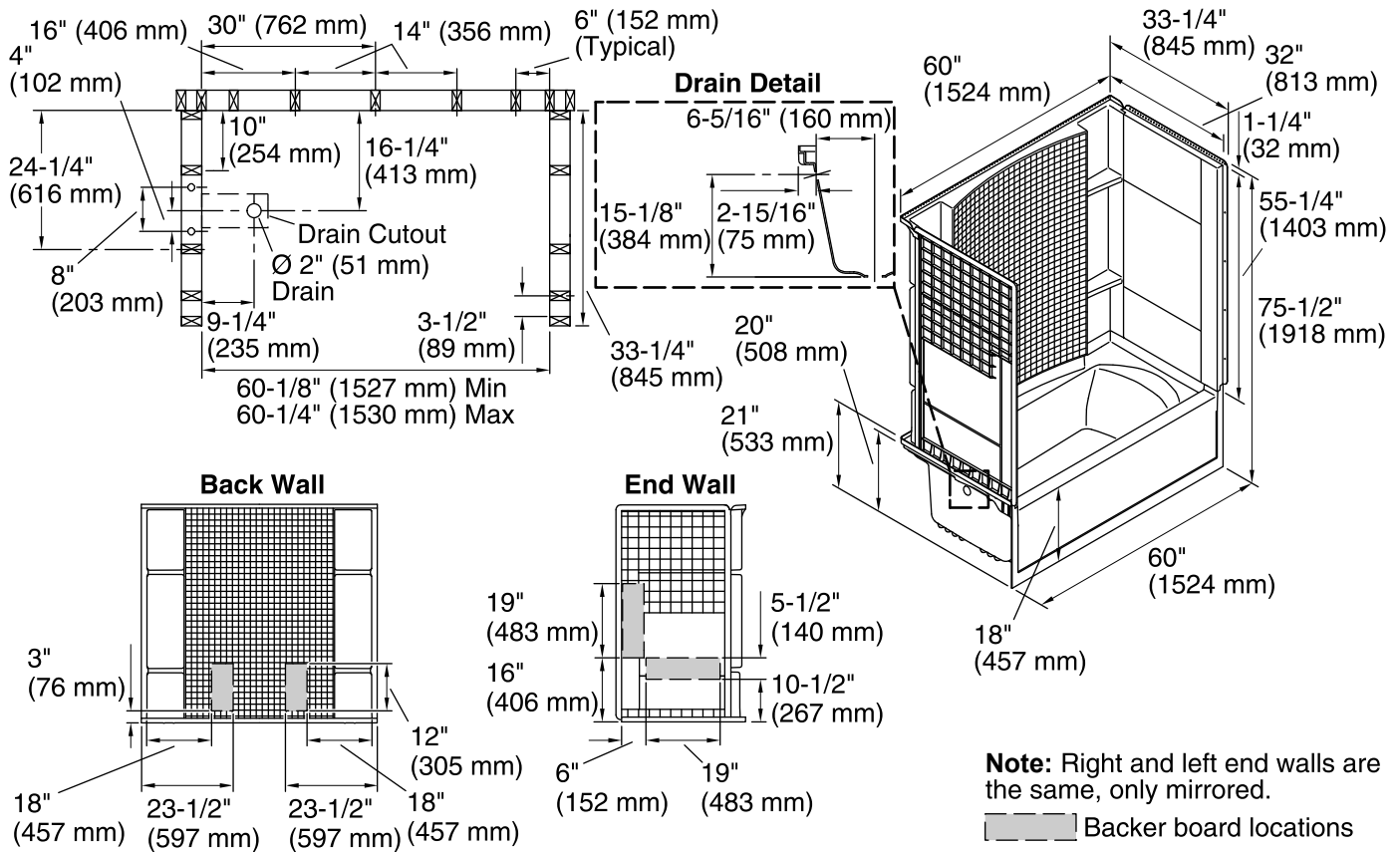
**Warranty – Bathing Fixtures (and) Kitchen and Utility Sinks Made of Solid Vikrell® Material**

See website for detailed warranty information.

**Available Colors/Finishes**

*Color tiles intended for reference only.*

Color	Code	Description
	0	White
	96	KOHLER Biscuit



#### Technical Information

All product dimensions are nominal.

- Installation: Three-wall alcove  
 Drain location: Left  
 Basin area, bottom: 21-1/2" x 46-1/8" (546 mm x 1172 mm)  
 Basin area, top: 23" x 51" (584 mm x 1295 mm)  
 Water depth: 13-1/8" (333 mm)  
 Water capacity: 56 gal (212 L)  
 Minimum flat for door: 2-3/4" (70 mm)  
 Maximum door height: 55-7/8" (1419 mm)  
 Maximum door width: 56-3/4" (1441 mm)

#### Notes

- Install this product according to the installation instructions.
- Studs should be positioned roughly as shown. Double studding is recommended for pivot shower door installations.
- Bath cannot be installed without the wall surround.
- Attach grab bars at the specified backerboard locations only.
- ADA adaptable when grab bars and seat are installed per the specific requirements of these regulations.
- For future ADA compliance, select a mixing valve location that will not interfere with a control wall grab bar.